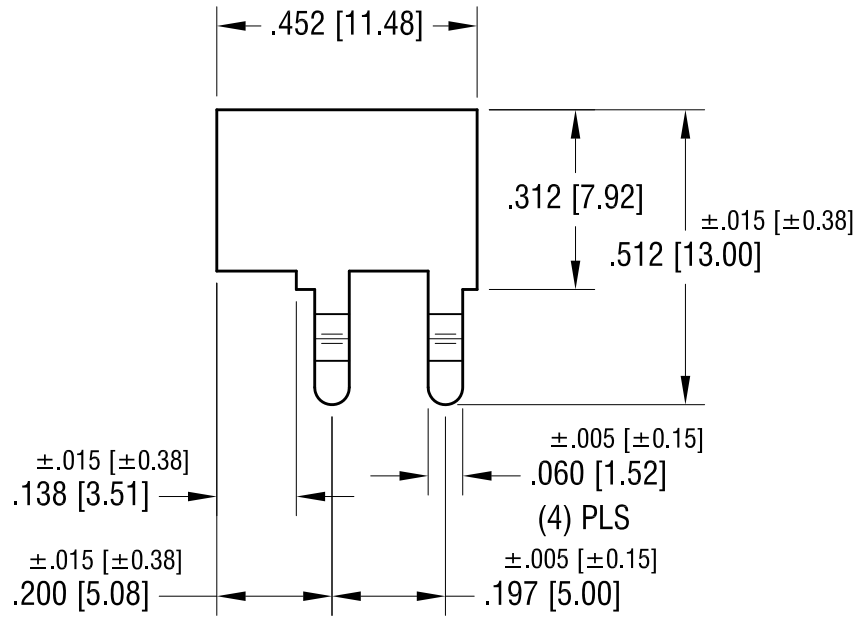
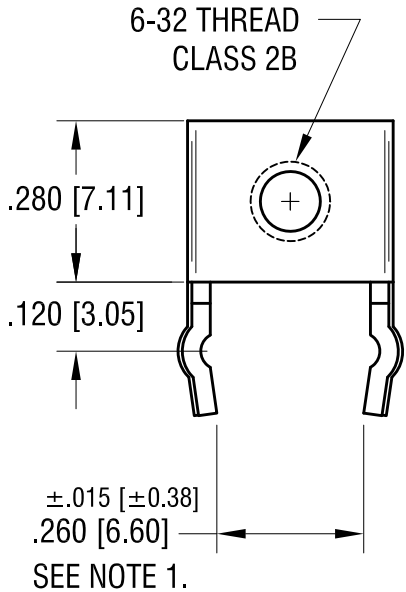
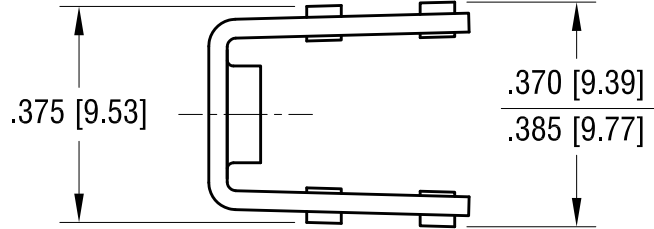
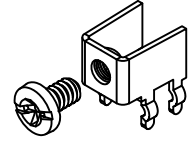
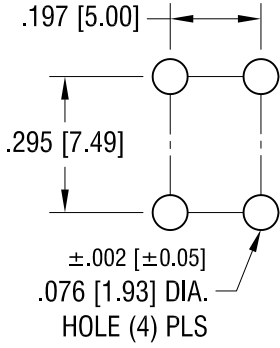


THIS DOCUMENT IS THE PROPERTY OF
KEYSTONE ELECTRONICS CORP. AND
SHALL NOT BE REPRODUCED, DISTRIBUTED
OR USED AS A BASIS FOR MANUFACTURE
WITHOUT PRIOR WRITTEN PERMISSION
FROM KEYSTONE ELECTRONICS CORP.

MOUNTING DETAIL



NOTE:

1. .260 [6.60] ±.015 [±0.38] DIMENSION TO BE MEASURED AT END OF LEG, NOT AT SEATING PLANE.
2. TERMINAL:
MAT'L - .032 [0.81] TH'K BRASS, MATTE TIN PLATE
SCREW : ONE (1) 6-32 x 1/4 L., SUPPLIED LOOSE.
MAT'L - BRASS, NICKEL PLATE

7.08.09	CHANGE AS PER ECN 09-097	F
12.31.07	CHANGE AS PER ECN 07-101	E
DATE	DESCRIPTION	REV.

KEYSTONE ELECTRONICS CORP.			
www.keyelco.com • ASTORIA, N.Y. 11105-2017 • Tel (718) 956-8900			
PART NAME		PC SCREW TERMINAL	
MATERIAL		AS NOTED	
FINISH	AS NOTED	DRN BY	BOONE
		APP'D	LN
		DATE	10.1.93
		SCALE	3X
TOLERANCES	INCH [MM]	CODE	DWG NO.
DECIMAL	± .010 [± 0.25]	C	7690
ANGULAR	± 1°		
UNLESS OTHERWISE SPECIFIED			